

# Technical Information

AQUASTAR 110 W



AQUAFIX BELGIUM BVBA  
Tel. 013 66 83 03, WWW.AQUAFIX.BE



AQUAFIX MILIEU B.V.  
Tel. 0297 26 29 29, WWW.AQUAFIX.NL

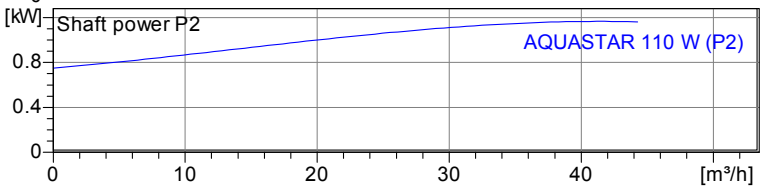
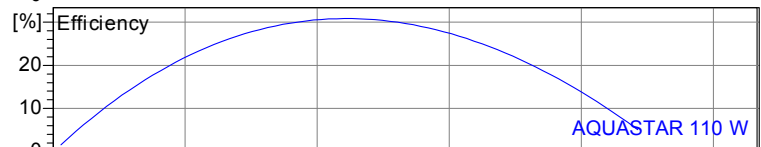
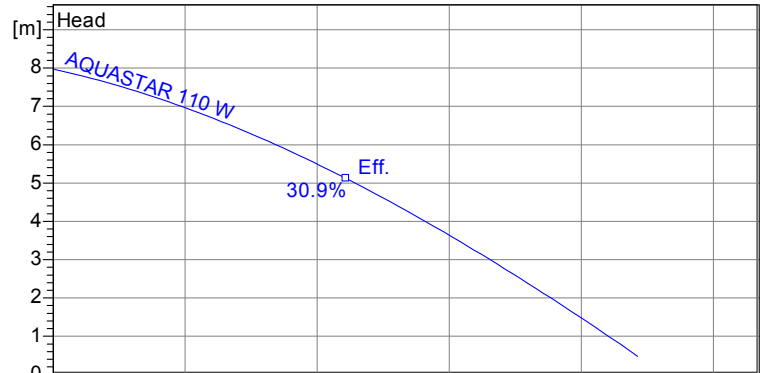
<b>Operating data</b>	
Flow	0 m <sup>3</sup> /h
Head	0 m
Shaft power P2	
Pump efficiency	s %
Required pump NPSH	
Pumpe type	Single head pump
No. of pumps	1
Fluid	Water, clean

<b>Pump</b>	
Pump Code	AQUASTAR 110 W
Impeller	Vortex impeller 170
Impeller size	mm
Solid size	45 mm
Discharge port	DN80
Suction port	s

<b>Motor</b>	
Rated voltage	230 V
Frequency	50 Hz
Rated power P2	1.3 kW
Rated speed	1450 rpm
Number of poles	4
Efficiency	74 %
Rated current	7.1 A
Degree of protection	IP 68

<b>Materials</b>	
Pressure cover	Grey cast iron EN-GJL-250
Motor housing	Grey cast iron EN-GJL-250
Impeller	Grey cast iron GG25
Collecting tank	Polyethylene
Motor shaft	Stainless steel 1.4104
Bolts	Stainless steel
O-Rings	Nitrile Rubber
Lip seals	Nitrile Rubber
Lower Bearing	Deep Groove Ball Bearing
Upper Bearing	Deep Groove Ball Bearing

Testnorm: ISO9906 Sect. 4.4.2



Dry well installation  
Dimensions in mm,

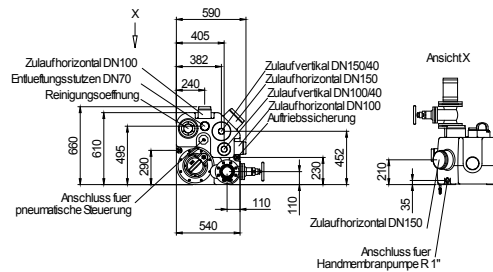
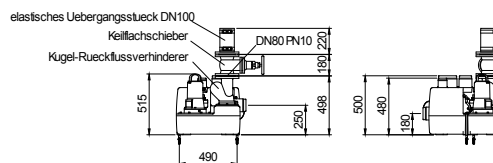


Table Dimensions  
( mm )

Project	Project no.:	Created by:	Page: 1
---------	--------------	-------------	------------

# Performance Curve

AQUASTAR 110 W



AQUAFIX BELGIUM BVBA  
Tel. 013 66 83 03, WWW.AQUAFIX.BE



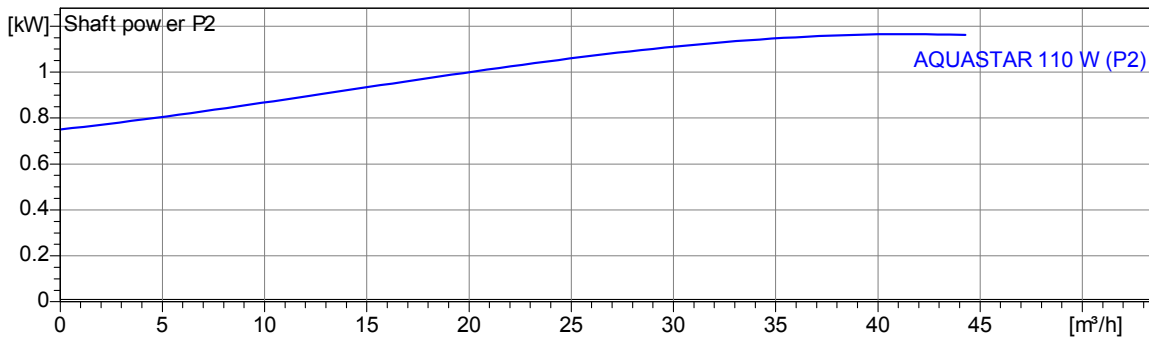
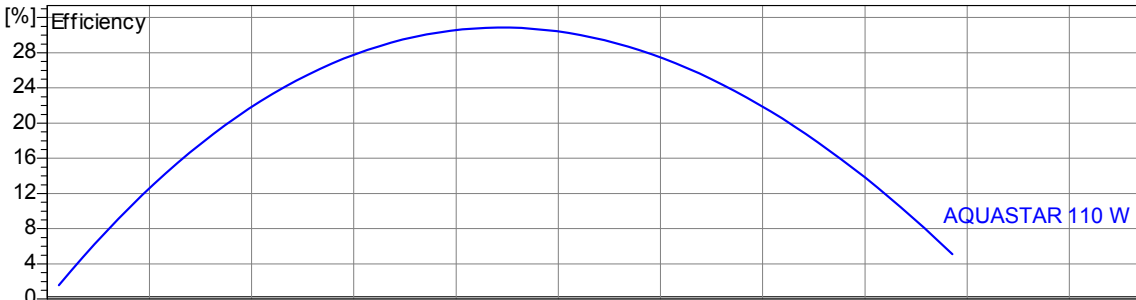
AQUAFIX MILIEU B.V.  
Tel. 0297 26 29 29, WWW.AQUAFIX.NL

Impeller						
Impeller type: Vortex impeller	Solid size 45 mm	Ø:	Max. Ø: 170 mm	Min. Ø: 170 mm	Sel. Ø: 170 mm	

Operating data					
Speed: <b>1450 rpm</b>	Frequency: <b>50 Hz</b>	Duty point: <b>Q = 0 m³/h</b>	<b>H = 0 m</b>	Shaft power P2:	Discharge port: <b>DN80</b>

Power data referred to:  
Water, clean [100%] ; 20°C; 998.3kg/m³; 1.001mm²/s

Testnorm: ISO9906 Sect. 4.4.2



2.3.7 - 14/03/2012 (Build 345)

Project	Project no.:	Created by:	Page: 2
---------	--------------	-------------	------------

# Dimensions

AQUASTAR 110 W



AQUAFIX BELGIUM BVBA  
Tel. 013 66 83 03, WWW.AQUAFIX.BE



AQUAFIX MILIEU B.V.  
Tel. 0297 26 29 29, WWW.AQUAFIX.NL

Dry well installation  
Dimensions in mm, le

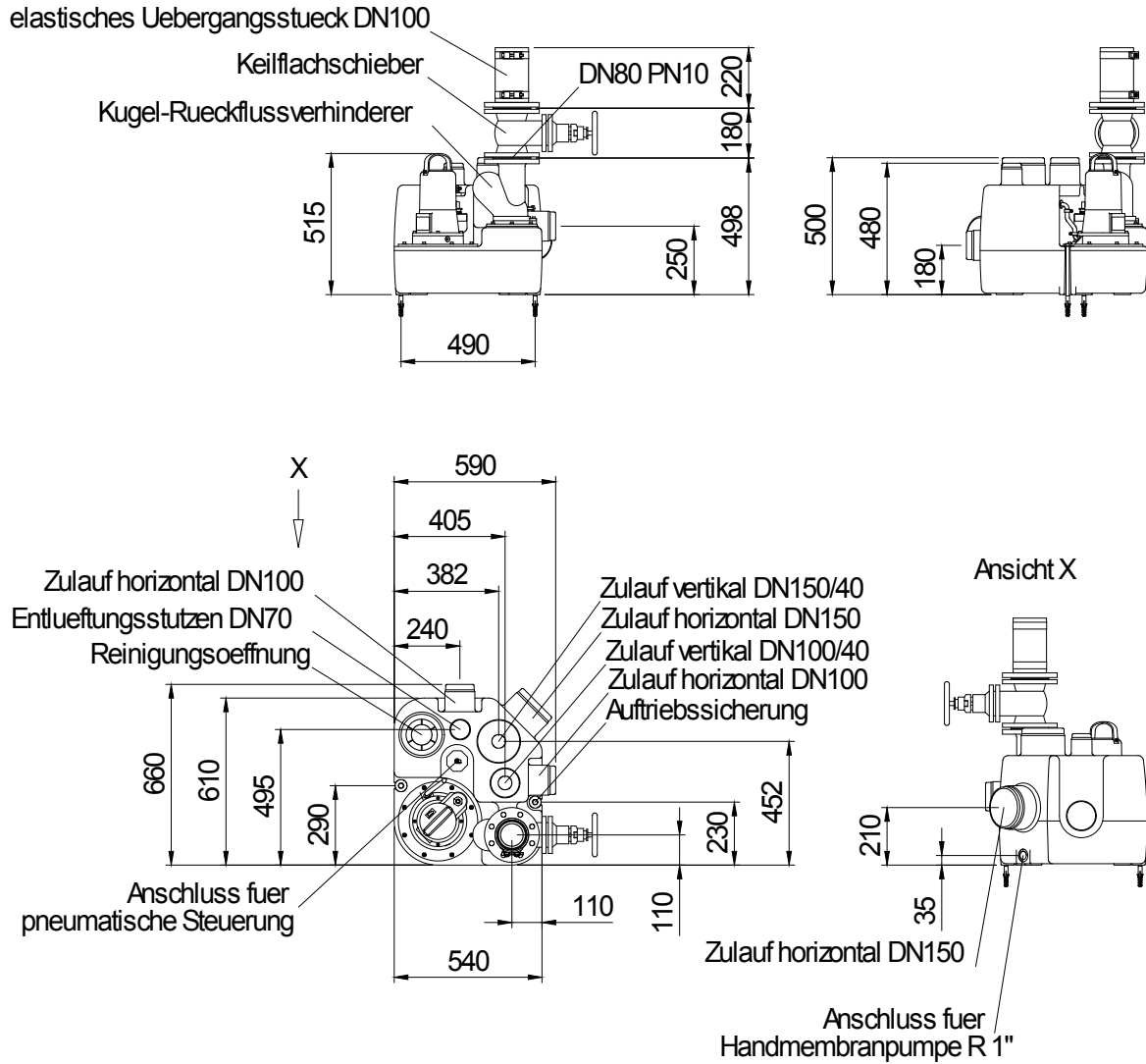


Table Dimensions ( mm )

--	--	--

2.3.7 - 14/03/2012 (Build 345)

# Technical Data

AQUASTAR 110 W



AQUAFIX BELGIUM BVBA  
Tel. 013 66 83 03, WWW.AQUAFIX.BE



AQUAFIX MILIEU B.V.  
Tel. 0297 26 29 29, WWW.AQUAFIX.NL

Operating data					
Flow	0 m <sup>3</sup> /h	m <sup>3</sup> /h	Head	0	m
Shaft power P2		kW	Geodetic head	0	m
Pump efficiency	s	%	Required pump NPSH		m
Pumpe type	Single head pump		No. of pumps	1	
Fluid	Water, clean		Temperature	20 °C	
Density	998.3	kg/m <sup>3</sup>	Kin. viscosity	1.005	mm <sup>2</sup> /s

Pump					
Pump Code	AQUASTAR 110 W		Speed	1450	rpm
Suction port			Head	Max.	8.0 m
Discharge port	DN80			Min.	0.5 m
Impeller type	Vortex impeller		Flow	Max.	44.3 m <sup>3</sup> /h
Solid size	45	mm	Pump efficiency max.	30.9 %	
Impeller Ø	170	mm	Required rated power max. P2	1.2	kW

Motor					
Motor version	Submersible motor		Insulation class	H	
Motor name	AM 120TM.1,7/4 W		Degree of protection	IP 68	
Frequency	50	Hz	Temperature class		
Rated power P1	1.7	kW			
Rated power P2	1.3	kW	Explosion protection		
Rated speed	1450	rpm	Efficiency	100%	74 %
Rated voltage	230	V 1~	at % rated power	75%	%
Rated current	7.1	A		50%	%
Starting current, direct starting	17.0	A	cos phi at % rated power	100%	1.00
Starting current, star-delta	5.	A		75%	
Starting mode	Directly			50%	
Power cable	7G1,5		Control cable		
Type of power cable	H07RN-F		Type of control cable		
Cable length	3 m		Service factor	1.15	
Shaft seal	Lip seals		Nitrile Rubber		
Bearing	Lower Bearing		Deep Groove Ball Bearing		
	Upper Bearing		Deep Groove Ball Bearing		
Remarks	Start-/ Runcapacitor: - µF / 40µF				

Materials / Weight			
Pressure cover	Grey cast iron EN-GJL-250	Bolts	Stainless steel
Impeller	Grey cast iron GG25	O-Rings	Nitrile Rubber
Motor housing	Grey cast iron EN-GJL-250		
Collecting tank	Polyethylene		
Motor shaft	Stainless steel 1.4104		
Weight aggregat	66 kg		

Project	Project no.:	Created by:	Page: 4
---------	--------------	-------------	------------